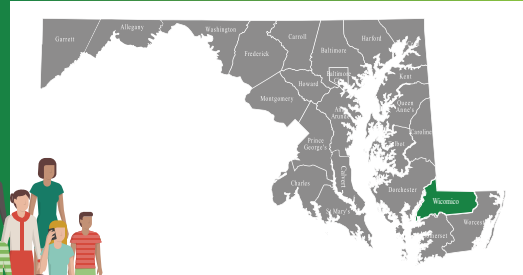


Wicomico

Important County Data

Teen Birth rate (per 1000 population)	20.0
Early Prenatal Care	78.8%
Adults Who are Not Overweight or Obese	34.5%
Adolescents Who have Obesity (only 2014 data available)	11.9%
Adults Who Currently Smoke	23.0%
Adolescents Who use Tobacco (only 2014 data available)	21.5%
Children Receiving Dental Care in the Last Year	64.4%
Uninsured ED Visits	10.0%
Total Number of Drug and Alcohol-related Intoxication Deaths Occurring in Maryland by Place of Occurrence	18

The above data is a direct copy of the data provided in the chart on page #8 of this document. Please review the footnotes on that page for additional details, sources, and information.



TOTAL POPULATION

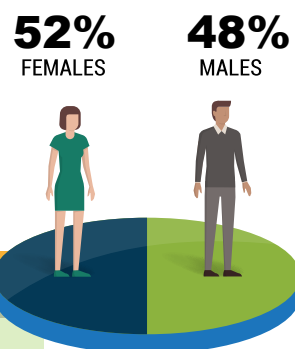
98,733

ETHNICITY

Hispanic or Latino	4.5%
Non-Hispanic or Latino	95.5%

RACE

White	68.7%
Black or African American	24.2%
American Indian and Alaska Native	0.2%
Asian	2.5%
Native Hawaiian or Other Pacific Islander	0.0%
Two or More Races or Some Other Race	4.4%



What the People Said...

CONSUMERS

Barriers and Service Gaps

Health insurance - networks and underinsured
Behavioral health
Overbooked providers

What Works

Smoking cessation classes
Transitional mental health services from adulthood
Emergency medical services

PROVIDERS

Barriers and Service Gaps

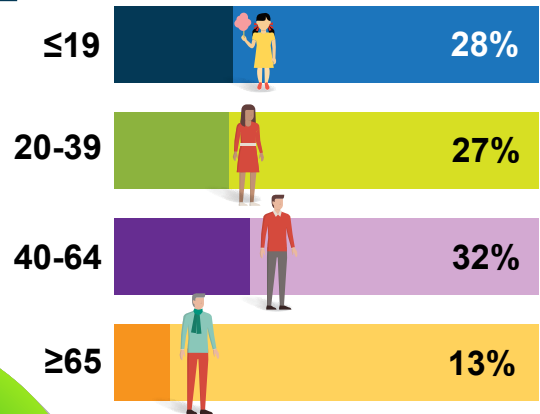
Health care navigation
Culture
Care coordination

What Works

Hospital-specific transportation
Community health events



AGE



The above demographic county data is from the 2010 US Census website: www.census.gov/2010census

Consumer Solutions

- Rehab facility and transportation
- Integrated health centers with transportation
- Access to new and cutting edge drugs

COUNTY PRIORITIES

- Chronic disease
- Behavioral health
- Access to health care

Provider Solutions

- Care coordination via website
- Community-based health workers
- Medicare gap funding