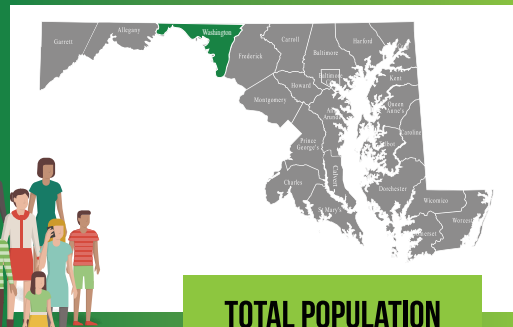


Washington



TOTAL POPULATION

147,430

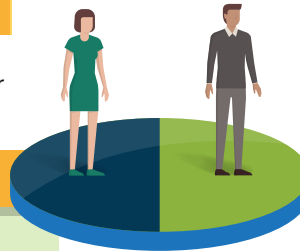
Important County Data

Teen Birth rate (per 1000 population)	24.7
Early Prenatal Care	70.2%
Adults Who are Not Overweight or Obese	31.6%
Adolescents Who have Obesity (only 2014 data available)	14.3%
Adults Who Currently Smoke	22.0%
Adolescents Who use Tobacco (only 2014 data available)	23.7%
Children Receiving Dental Care in the Last Year	58.6%
Uninsured ED Visits	9.8%
Total Number of Drug and Alcohol-related Intoxication Deaths Occurring in Maryland by Place of Occurrence	64

The above data is a direct copy of the data provided in the chart on page #8 of this document. Please review the footnotes on that page for additional details, sources, and information.

49%
FEMALES

51%
MALES



ETHNICITY

Hispanic or Latino	3.5%
Non-Hispanic or Latino	96.5%

RACE

White	85.1%
Black or African American	9.6%
American Indian and Alaska Native	0.2%
Asian	0.1%
Native Hawaiian or Other Pacific Islander	1.4%
Two or More Races or Some Other Race	3.6%

What the People Said...

CONSUMERS

Barriers and Service Gaps

Health insurance - networks and acceptance
Behavioral health
Overbooked providers

What Works

Nurse case managers
Quality of specialists at Robinwood medical facilities

PROVIDERS

Barriers and Service Gaps

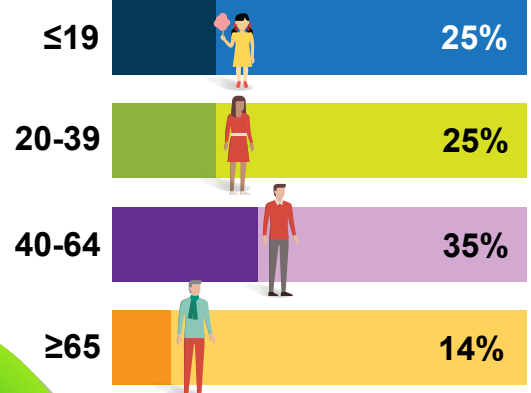
Transportation
Health insurance - high co-pays/out of pocket costs
Dental health

What Works

Care coordination
Probation period for new patients



AGE



The above demographic county data is from the 2010 US Census website: www.census.gov/2010census

COUNTY PRIORITIES

Obesity
Behavioral health
Health care affordability

Consumer Solutions

- Disease prevention (cancer and heart)
- Food systems overhaul
- Drug prevention and education

Provider Solutions

- Mobile health
- Case management/care coordination
- Urgent Care in areas of low provider access (neighborhood clinics)