

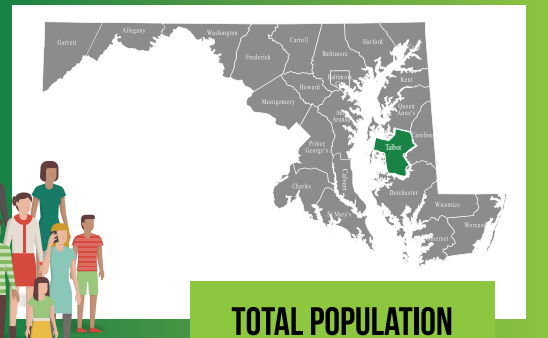
Talbot

Important County Data

Teen Birth rate (per 1000 population)	15.4
Early Prenatal Care	76.3%
Adults Who are Not Overweight or Obese	40.8%
Adolescents Who have Obesity (only 2014 data available)	10.3%
Adults Who Currently Smoke	*
Adolescents Who use Tobacco (only 2014 data available)	21.6%
Children Receiving Dental Care in the Last Year	73.2%
Uninsured ED Visits	6.6%
Total Number of Drug and Alcohol-related Intoxication Deaths Occurring in Maryland by Place of Occurrence	5

The above data is a direct copy of the data provided in the chart on page #8 of this document. Please review the footnotes on that page for additional details, sources, and information.

* Data for this county did not meet the threshold required for reporting so was therefore withheld for privacy purposes.



TOTAL POPULATION

37,782

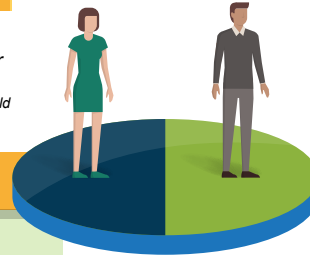
ETHNICITY

Hispanic or Latino	5.5%
Non-Hispanic or Latino	94.5%


RACE

White	81.4%
Black or African American	12.8%
American Indian and Alaska Native	0.2%
Asian	1.2%
Native Hawaiian or Other Pacific Islander	0.1%
Two or More Races or Some Other Race	4.3%

52% FEMALES
48% MALES



AGE



The above demographic county data is from the 2010 US Census website: www.census.gov/2010census

What the People Said...

CONSUMERS

Barriers and Service Gaps

Transportation
Care coordination
Dental health care

What Works

Senior centers
Parks and recreation

PROVIDERS

Barriers and Service Gaps

Transportation
Health insurance - networks
Jobs for well-educated spouses and reciprocity laws

What Works

Mobile crisis
Flexible appointments and open access days
School health facilities



Consumer Solutions

- Care coordination between agencies
- Incentives to bring specialists to communities

COUNTY PRIORITIES

Health status monitoring
Shortage analysis
Priority to areas of greatest need

Provider Solutions

- Telehealth with medical oversight by primary care provider
- Data infrastructure for real-time decisions
- Living wage for citizens