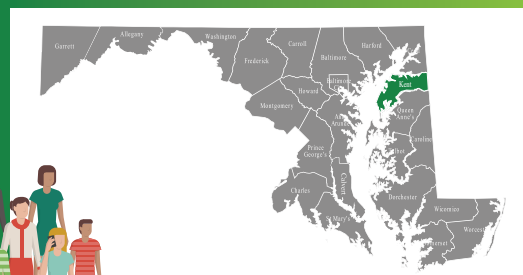


Kent

Important County Data

Teen Birth rate (per 1000 population)	18.2
Early Prenatal Care	81.9%
Adults Who are Not Overweight or Obese	27.2%
Adolescents Who have Obesity (only 2014 data available)	12.8%
Adults Who Currently Smoke	*
Adolescents Who use Tobacco (only 2014 data available)	22.9%
Children Receiving Dental Care in the Last Year	71.9%
Uninsured ED Visits	4.7%
Total Number of Drug and Alcohol-related Intoxication Deaths Occurring in Maryland by Place of Occurrence	3

The above data is a direct copy of the data provided in the chart on page #8 of this document. Please review the footnotes on that page for additional details, sources, and information.
 * Data for this county did not meet the threshold required for reporting so was therefore withheld for privacy purposes.



TOTAL POPULATION

20,197

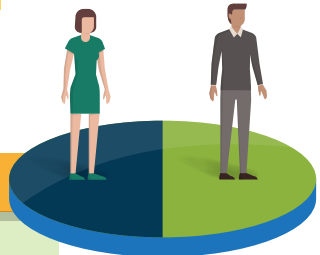
ETHNICITY

Hispanic or Latino	4.5%
Non-Hispanic or Latino	95.5%

RACE

White	80.1%
Black or African American	15.1%
American Indian and Alaska Native	0.2%
Asian	0.8%
Native Hawaiian or Other Pacific Islander	0.0%
Two or More Races or Some Other Race	3.8%

52% FEMALES
48% MALES



What the People Said...

CONSUMERS

Barriers and Service Gaps
 Transportation
 Patient advocacy
 Health insurance - costs and networks

What Works
 Community health outreach education
 Parks and recreation
 Employee wellness

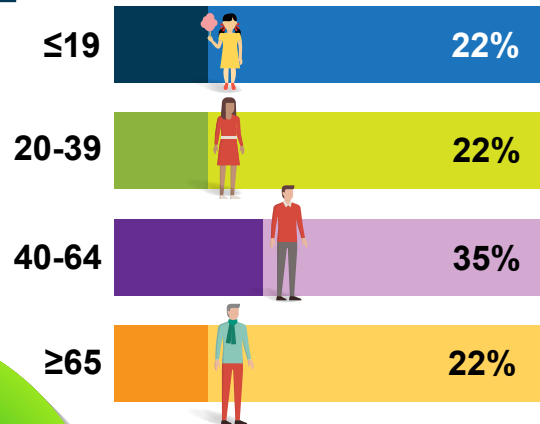


PROVIDERS

Barriers and Service Gaps
 Transportation
 Low cost community health services
 Lack of specialists

What Works
 Coordinating care with the health department
 Increase in detox beds
 Satellite offices

AGE



The above demographic county data is from the 2010 US Census website: www.census.gov/2010census

COUNTY PRIORITIES

- Chronic disease
- Behavioral health
- Access to care

Consumer Solutions

- Free clinic
- Women's health
- Health center in each county

Provider Solutions

- Care coordination
- Specialists
- Older adult services