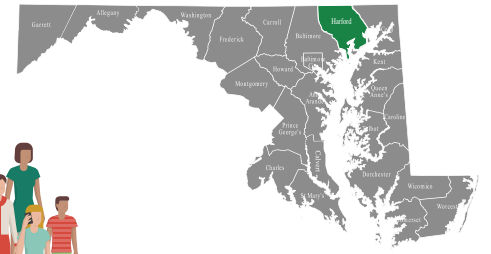


Harford

Important County Data

Teen Birth rate (per 1000 population)	8.8
Early Prenatal Care	78.6%
Adults Who are Not Overweight or Obese	27.7%
Adolescents Who have Obesity (only 2014 data available)	10.0%
Adults Who Currently Smoke	20.7%
Adolescents Who use Tobacco (only 2014 data available)	19.2%
Children Receiving Dental Care in the Last Year	60.2%
Uninsured ED Visits	3.4%
Total Number of Drug and Alcohol-related Intoxication Deaths Occurring in Maryland by Place of Occurrence	50

The above data is a direct copy of the data provided in the chart on page #8 of this document. Please review the footnotes on that page for additional details, sources, and information.



TOTAL POPULATION

244,826

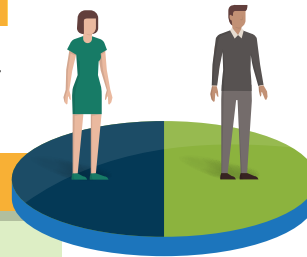
ETHNICITY

Hispanic or Latino	3.5%
Non-Hispanic or Latino	96.5%

RACE

White	81.2%
Black or African American	12.7%
American Indian and Alaska Native	0.2%
Asian	2.4%
Native Hawaiian or Other Pacific Islander	0.1%
Two or More Races or Some Other Race	3.4%

51% FEMALES
49% MALES



What the People Said...

CONSUMERS

Barriers and Service Gaps

Transportation
Limited hours
Health insurance - costs and networks

What Works

Emergency medical services
Healthy Harford
Community events



PROVIDERS

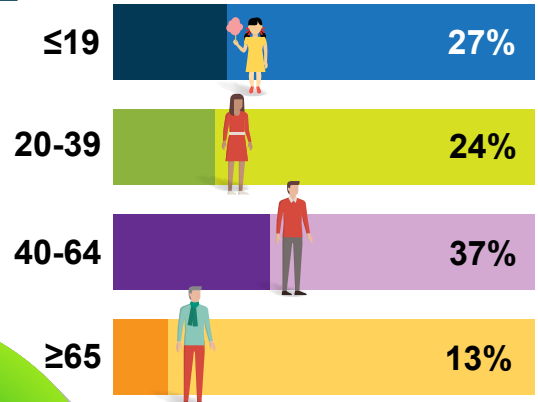
Barriers and Service Gaps

Transportation
Health insurance - uninsured and underinsured
Stigma

What Works

Behavioral health services in the school system
Interdisciplinary team/interagency coordination

AGE



The above demographic county data is from the 2010 US Census website: www.census.gov/2010census

Consumer Solutions

- Community clinics
- Behavioral health rehab
- Care coordination

COUNTY PRIORITIES

- Chronic disease
- Behavioral health
- Maternal and child health

Provider Solutions

- No wrong door/care coordination
- Reimbursement of emergency medical services
- Health education in the schools