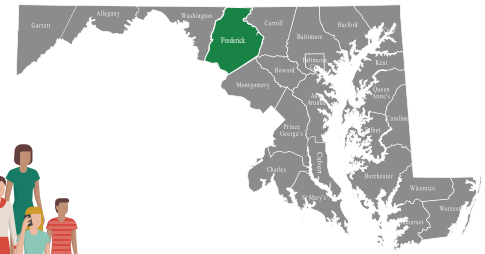


Frederick

Important County Data

Teen Birth rate (per 1000 population)	11.0
Early Prenatal Care	77.5%
Adults Who are Not Overweight or Obese	39.1%
Adolescents Who have Obesity (only 2014 data available)	9.1%
Adults Who Currently Smoke	21.6%
Adolescents Who use Tobacco (only 2014 data available)	16.3%
Children Receiving Dental Care in the Last Year	68.1%
Uninsured ED Visits	9.3%
Total Number of Drug and Alcohol-related Intoxication Deaths Occurring in Maryland by Place of Occurrence	40

The above data is a direct copy of the data provided in the chart on page #8 of this document. Please review the footnotes on that page for additional details, sources, and information.



TOTAL POPULATION

233,385

ETHNICITY

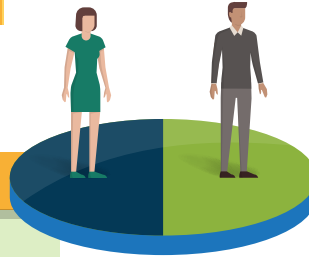
Hispanic or Latino	7.3%
Non-Hispanic or Latino	92.7%

RACE

White	81.5%
Black or African American	8.6%
American Indian and Alaska Native	0.3%
Asian	3.8%
Native Hawaiian or Other Pacific Islander	0.1%
Two or More Races or Some Other Race	5.7%

51% FEMALES

49% MALES



What the People Said...

CONSUMERS

Barriers and Service Gaps

Limited health insurance networks for the underinsured
Lack of specialists
Behavioral health providers

What Works

Department of Aging
Church meal programs
Police department opioid outreach

PROVIDERS

Barriers and Service Gaps


Transportation
Adolescent resources
Community involvement

What Works

Community baby shower
Group therapy
SOAR volunteer transit



AGE



The above demographic county data is from the 2010 US Census website: www.census.gov/2010census

COUNTY PRIORITIES

Chronic disease
Behavioral health
Cancer

Consumer Solutions

- Care coordination
- Scholarships for youth interested in health care
- Community center

Provider Solutions

- Care coordination
- Mental health intervention team
- Addiction services