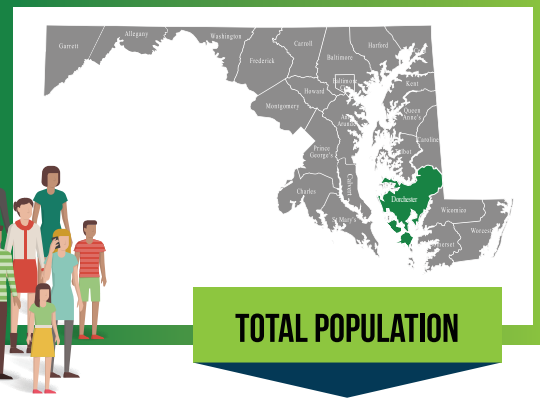


Dorchester



Important County Data

Teen Birth rate (per 1000 population)	50.7
Early Prenatal Care	78.1%
Adults Who are Not Overweight or Obese	25.6%
Adolescents Who have Obesity (only 2014 data available)	17.2%
Adults Who Currently Smoke	19.8%
Adolescents Who use Tobacco (only 2014 data available)	24.9%
Children Receiving Dental Care in the Last Year	68.7%
Uninsured ED Visits	6.8%
Total Number of Drug and Alcohol-related Intoxication Deaths Occurring in Maryland by Place of Occurrence	1

TOTAL POPULATION

32,618

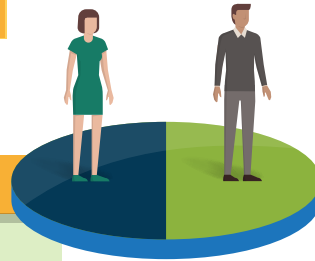
ETHNICITY

Hispanic or Latino	3.5%
Non-Hispanic or Latino	96.5%

RACE

White	67.6%
Black or African American	27.7%
American Indian and Alaska Native	0.4%
Asian	0.9%
Native Hawaiian or Other Pacific Islander	0.0%
Two or More Races or Some Other Race	3.4%

52% FEMALES
48% MALES



The above data is a direct copy of the data provided in the chart on page #8 of this document. Please review the footnotes on that page for additional details, sources, and information.

What the People Said...

CONSUMERS

Barriers and Service Gaps

Health education/Health care system education
Provider shortage
Rehab facility

What Works

YMCA

PROVIDERS

Barriers and Service Gaps

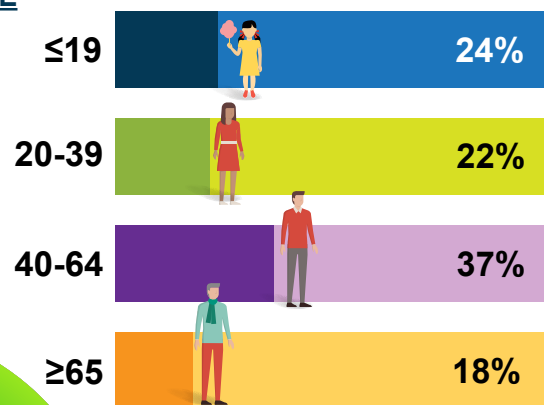
Transportation
Behavioral health inpatient center
Care coordination

What Works

Mobile crisis
Community health education
Telehealth



AGE



The above demographic county data is from the 2010 US Census website: www.census.gov/2010census

Consumer Solutions

- On-demand care

COUNTY PRIORITIES

Obesity
Behavioral health
Cancer

Provider Solutions

- Care coordination
- Trust building between providers and consumers