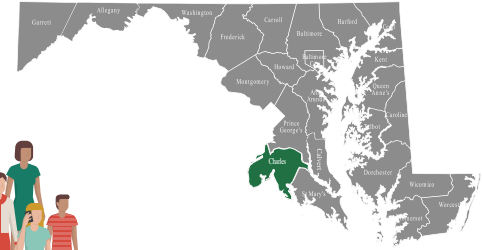


Charles

Important County Data

Teen Birth rate (per 1000 population)	15.3
Early Prenatal Care	67.6%
Adults Who are Not Overweight or Obese	23.1%
Adolescents Who have Obesity (only 2014 data available)	12.3%
Adults Who Currently Smoke	18.4%
Adolescents Who use Tobacco (only 2014 data available)	17.9%
Children Receiving Dental Care in the Last Year	50.7%
Uninsured ED Visits	8.5%
Total Number of Drug and Alcohol-related Intoxication Deaths Occurring in Maryland by Place of Occurrence	22

The above data is a direct copy of the data provided in the chart on page #8 of this document. Please review the footnotes on that page for additional details, sources, and information.



TOTAL POPULATION

146,551

ETHNICITY

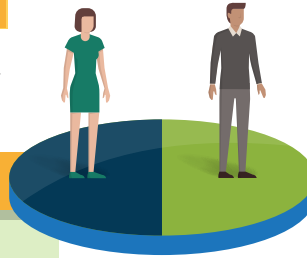
Hispanic or Latino	4.3%
Non-Hispanic or Latino	95.7%

RACE

White	50.3%
Black or African American	41.0%
American Indian and Alaska Native	0.7%
Asian	3.0%
Native Hawaiian or Other Pacific Islander	0.1%
Two or More Races or Some Other Race	4.9%

52%
FEMALES

48%
MALES



What the People Said...

CONSUMERS

Barriers and Service Gaps

Transportation
Provider shortage
Lack of preventive care

What Works

Mobile health unit
Community health fair
Partnerships

PROVIDERS

Barriers and Service Gaps


Transportation
Insurance
Adolescent mental health

What Works

Outpatient diabetes center
Workplace wellness
Partnerships



AGE



The above demographic county data is from the 2010 US Census website: www.census.gov/2010census

Consumer Solutions

- Community garden
- Faith-based interventions
- Community center

COUNTY PRIORITIES

- Access to care
- Behavioral health
- Prevention of chronic health conditions

Provider Solutions

- Link up mental health care with mobile health unit
- Partnerships with local farms
- Prevention programs