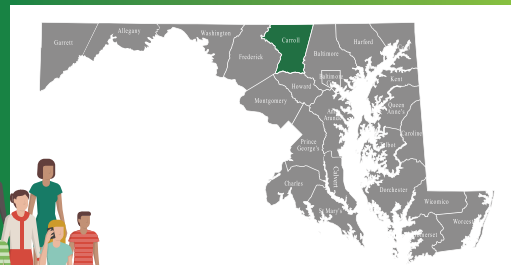


# Carroll

## Important County Data

Teen Birth rate (per 1000 population)	6.8
Early Prenatal Care	75.9%
Adults Who are Not Overweight or Obese	31.7%
Adolescents Who have Obesity (only 2014 data available)	8.9%
Adults Who Currently Smoke	11.6%
Adolescents Who use Tobacco (only 2014 data available)	15.0%
Children Receiving Dental Care in the Last Year	56.0%
Uninsured ED Visits	5.4%
Total Number of Drug and Alcohol-related Intoxication Deaths Occurring in Maryland by Place of Occurrence	40

The above data is a direct copy of the data provided in the chart on page #8 of this document. Please review the footnotes on that page for additional details, sources, and information.



TOTAL POPULATION

# 167,134

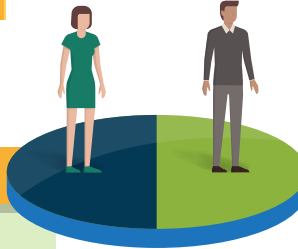
### ETHNICITY

Hispanic or Latino	2.6%
Non-Hispanic or Latino	97.4%

### RACE

White	92.9%
Black or African American	3.2%
American Indian and Alaska Native	0.2%
Asian	1.4%
Native Hawaiian or Other Pacific Islander	0.1%
Two or More Races or Some Other Race	2.2%

51% FEMALES  
49% MALES



## What the People Said...

### CONSUMERS

#### Barriers and Service Gaps

Transportation  
Health insurance-networks and cost

#### What Works

Carroll Health group  
Peer support groups

### PROVIDERS

#### Barriers and Service Gaps


Transportation  
Stigma and culture  
Health insurance-networks and cost

#### What Works

Case managers and system navigators



### AGE



The above demographic county data is from the 2010 US Census website: [www.census.gov/2010census](http://www.census.gov/2010census)

### Consumer Solutions

- Sober homes
- 24/7 crisis beds for behavioral health
- More crisis intervention team police officers

### COUNTY PRIORITIES

Health care access  
Behavioral health  
Prevention of chronic health conditions

### Provider Solutions

- Peer mentors
- Behavioral health added to urgent care facilities
- Computer literacy for care coordination