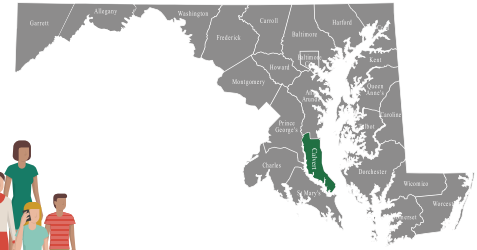


Calvert

Important County Data

Teen Birth rate (per 1000 population)	9.6
Early Prenatal Care	72.1%
Adults Who are Not Overweight or Obese	22.8%
Adolescents Who have Obesity (only 2014 data available)	10.1%
Adults Who Currently Smoke	15.5%
Adolescents Who use Tobacco (only 2014 data available)	20.7%
Children Receiving Dental Care in the Last Year	58.6%
Uninsured ED Visits	4.8%
Total Number of Drug and Alcohol-related Intoxication Deaths Occurring in Maryland by Place of Occurrence	20

The above data is a direct copy of the data provided in the chart on page #8 of this document. Please review the footnotes on that page for additional details, sources, and information.



TOTAL POPULATION

88,737

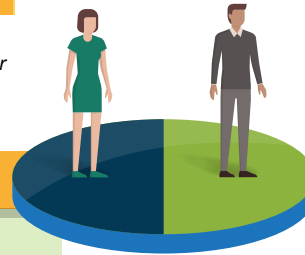
ETHNICITY

Hispanic or Latino	2.7%
Non-Hispanic or Latino	97.3%

RACE

White	81.4%
Black or African American	13.4%
American Indian and Alaska Native	0.4%
Asian	1.4%
Native Hawaiian or Other Pacific Islander	0.0%
Two or More Races or Some Other Race	3.4%

51% FEMALES
49% MALES



What the People Said...

CONSUMERS

Barriers and Service Gaps

Transportation
Health insurance options
Lack of specialists and behavioral health

What Works

YMCA



PROVIDERS

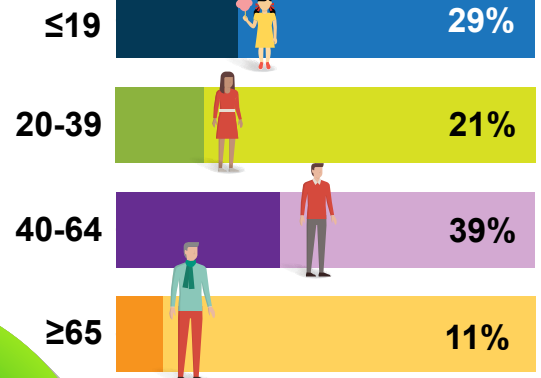
Barriers and Service Gaps

Transportation
Care coordination
No behavioral health inpatient options

What Works

Mobile crisis units
Telehealth programs
Community health education

AGE



The above demographic county data is from the 2010 US Census website: www.census.gov/2010census

Consumer Solutions

- Right care at the right time - on demand care

COUNTY PRIORITIES

- Cancer prevention and treatment
- Substance abuse and behavioral health
- Access to care and providers

Provider Solutions

- Care coordination
- Trust building between providers and consumers