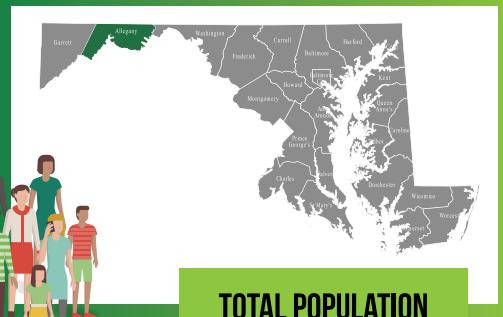


Allegany



TOTAL POPULATION

75,087

Important County Data

Teen Birth rate (per 1000 population)	24.7
Early Prenatal Care	77.2%
Adults Who are Not Overweight or Obese	27.2%
Adolescents Who have Obesity (only 2014 data available)	13.5%
Adults Who Currently Smoke	22.1%
Adolescents Who use Tobacco (only 2014 data available)	24.9%
Children Receiving Dental Care in the Last Year	58.4%
Uninsured ED Visits	5.6%
Total Number of Drug and Alcohol-related Intoxication Deaths Occurring in Maryland by Place of Occurrence	22

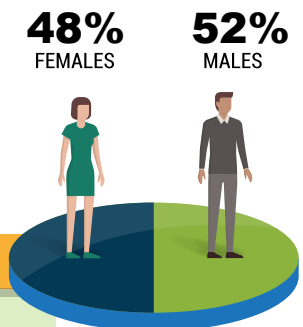
The above data is a direct copy of the data provided in the chart on page #8 of this document. Please review the footnotes on that page for additional details, sources, and information.

ETHNICITY

Hispanic or Latino	1.4%
Non-Hispanic or Latino	98.6%

RACE

White	89.2%
Black or African American	8.0%
American Indian and Alaska Native	0.2%
Asian	0.8%
Native Hawaiian or Other Pacific Islander	0.0%
Two or More Races or Some Other Race	1.8%



What the People Said...

CONSUMERS

Barriers and Service Gaps

Transportation
After hours health care
Lack of specialists

What Works

Diabetes clinic and cooking classes
Family support network for disabilities

PROVIDERS

Barriers and Service Gaps

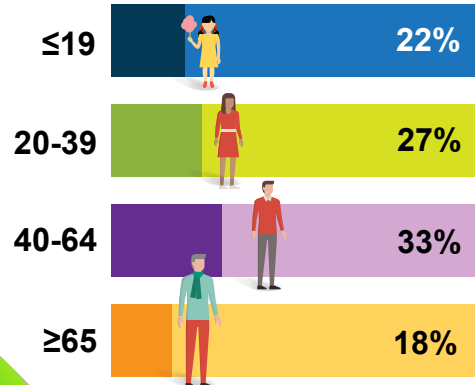
Transportation
Stigma towards behavioral health
Lack of services outside the city

What Works

Home health care options and services
Health care system navigation



AGE



The above demographic county data is from the 2010 US Census website: www.census.gov/2010census

COUNTY PRIORITIES

Substance abuse
Poverty
Heart disease

Consumer Solutions

- More specialists are recruited and retained
- Database for locating providers and other services

Provider Solutions

- Increase behavioral health treatment
- Living wage for health care workers
- Early health education in schools